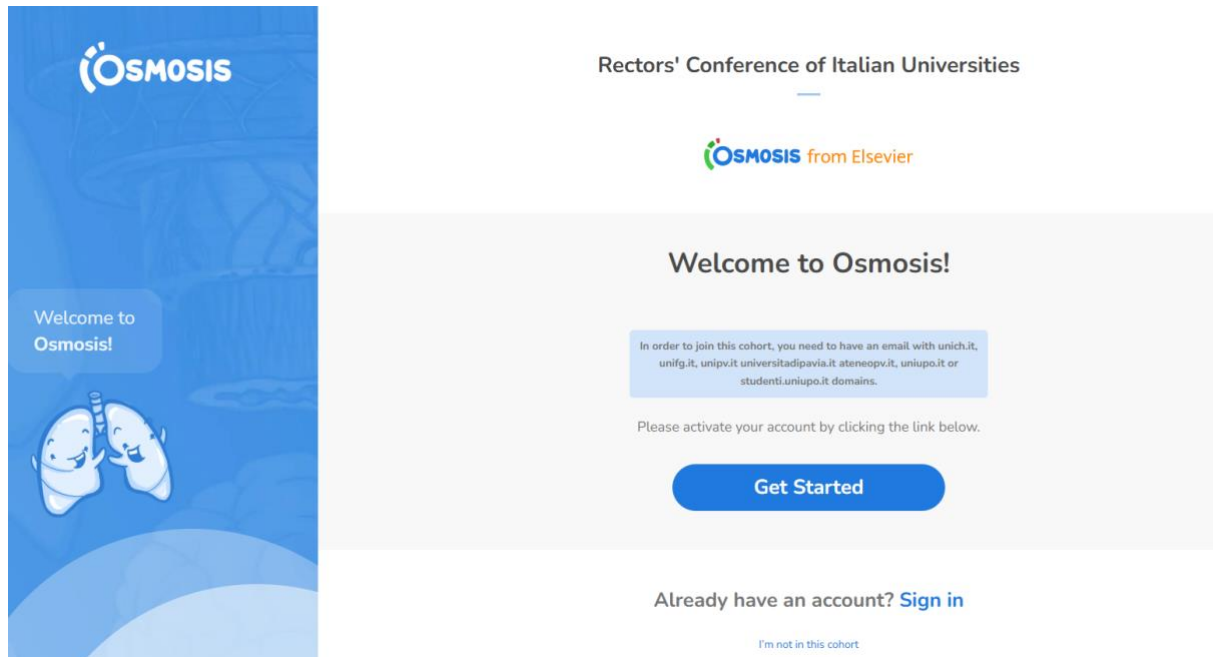


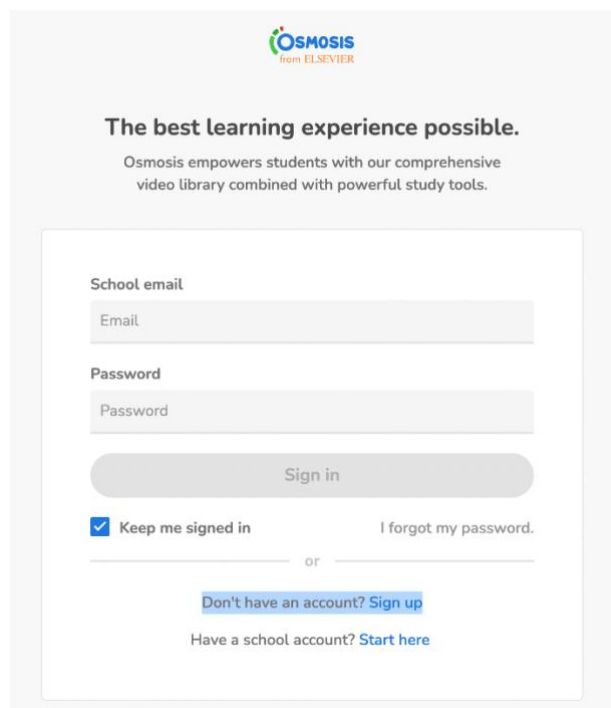
OSMOSIS Faculty Trial - Rectors' Conference of Italian Universities

Once you follow the invite link <https://www.osmosis.org/cohort-invite?id=6098&k=jIFCOW96R9WqcqfWwxg4UOO1STKEBEXU>, you will arrive at a web page like this:

- Select **Get Started**:

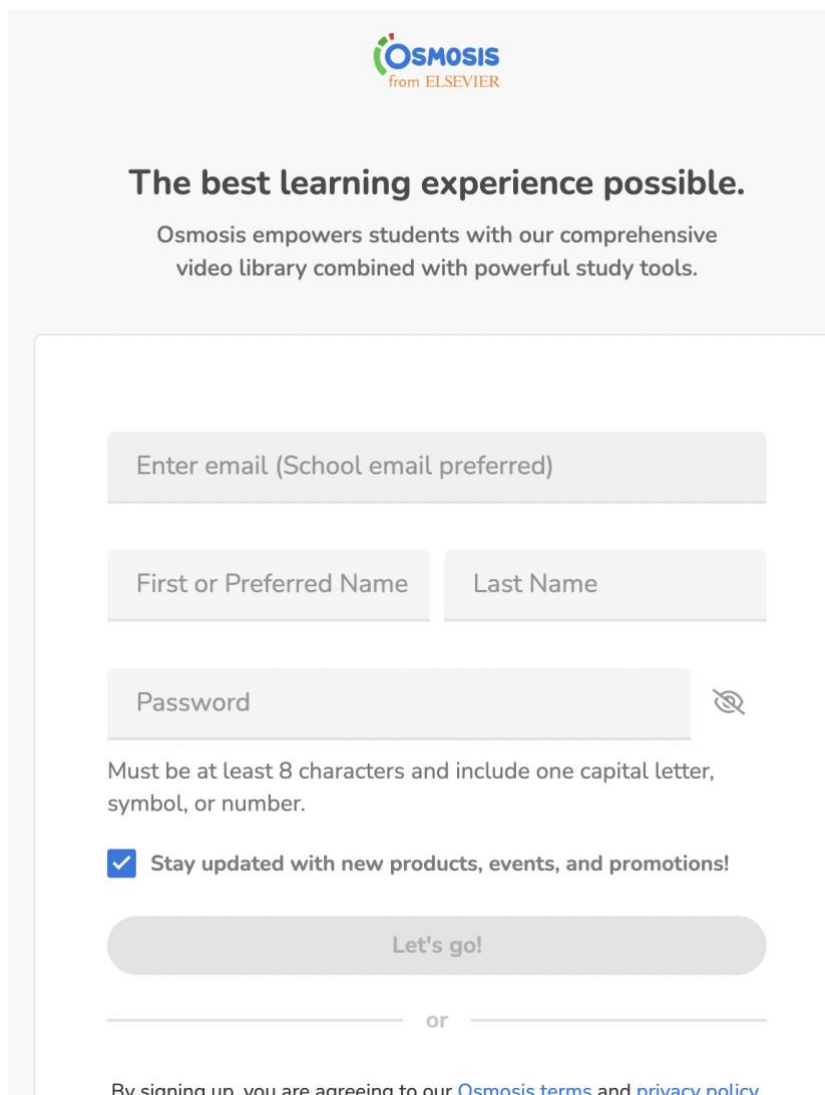


Select **"Sign Up"** to create a new account.



The screenshot shows the Osmosis sign-in and sign-up form. At the top is the Osmosis from Elsevier logo. Below it is the heading "The best learning experience possible." followed by a subheading "Osmosis empowers students with our comprehensive video library combined with powerful study tools." The form itself is a white box with a light gray border. It contains fields for "School email" and "Password". Below these fields is a "Sign in" button. Under the button is a checkbox labeled "Keep me signed in" and a link "I forgot my password." Below these is a horizontal line with "or" in the center. At the bottom of the form are two links: "Don't have an account? Sign up" and "Have a school account? Start here".

Finally, enter your email and set a password to create your account and activate your membership:



The Osmosis registration form is displayed within a light gray container. At the top, the Osmosis logo (a green circle with a white 'O' and the word 'OSMOSIS' in blue) is followed by 'from ELSEVIER' in orange. Below the logo, the heading 'The best learning experience possible.' is in bold black text, followed by the subtext 'Osmosis empowers students with our comprehensive video library combined with powerful study tools.' in a smaller black font. The form itself is a white box with a thin gray border. It contains a text input field for 'Enter email (School email preferred)', two text input fields for 'First or Preferred Name' and 'Last Name', and a password input field with a 'Password' label and a toggle icon. Below the password field, a note states: 'Must be at least 8 characters and include one capital letter, symbol, or number.' There is a checked checkbox for 'Stay updated with new products, events, and promotions!'. A large, rounded 'Let's go!' button is centered below the checkbox. At the bottom of the form, there is a horizontal line with 'or' in the center, and a line of text: 'By signing up, you are agreeing to our [Osmosis terms](#) and [privacy policy](#).'

Users should use their school email address, only the following email domains have access to this trial **unich.it, unifg.it, unipv.it, universitadipavia.it, ateneopv.it, uniupo.it or studenti.uniupo.it domains.**

If the link doesn't work, or if you're being asked to log in it's most likely that you're not logged in on the email address that the subscription is registered to. If that's the case, log out of Osmosis, and log back in using a school email, then click the link again.

If you need any help, you can contact the Customer Experience team at support@osmosis.org, or click on the blue chat icon on the lower right hand corner of the screen.