

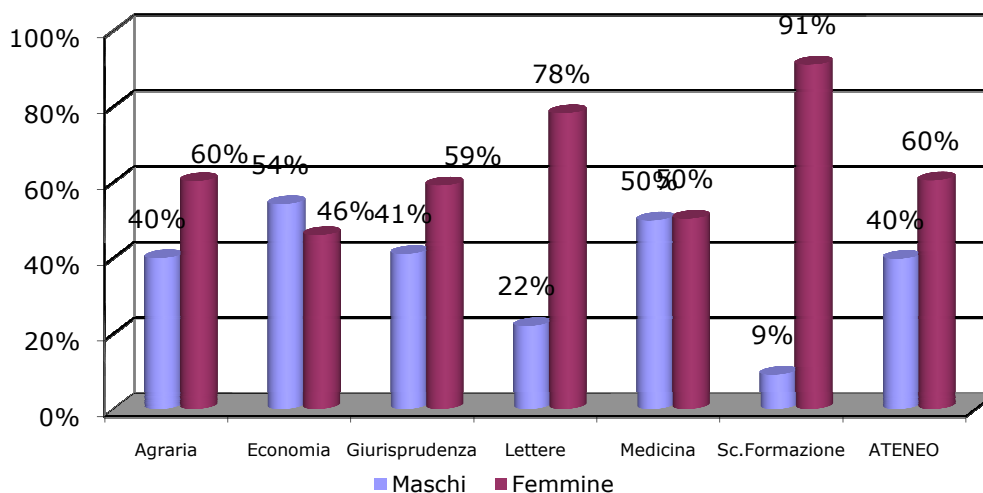


**Tab. 3.1 - Immatricolati suddivisi in base al sesso**

Immatricolati	Maschi	Femmine	Totale
Agraria	178	269	447
Economia	350	297	647
Giurisprudenza	206	297	503
Lettere	57	203	260
Medicina	326	329	655
Sc.Formazione	36	361	397
<b>Ateneo</b>	<b>1153</b>	<b>1756</b>	<b>2909</b>

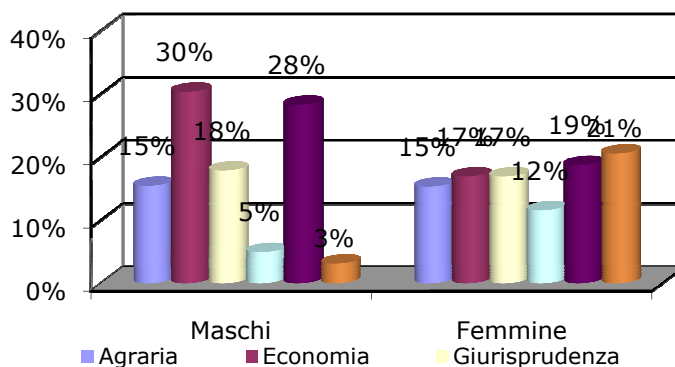
**Grafico 3.1 - Immatricolati distinti per sesso suddivisi per Facoltà**

**Ateneo**



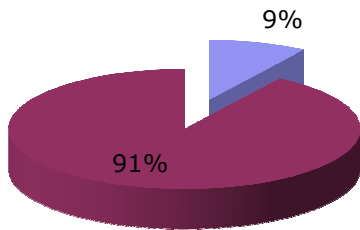
**Grafico 3.2 - Immatricolati distinti per Facoltà suddivisi per sesso**

**Ateneo**




**Grafico 3.3 - Immatricolati distinti per sesso**

**Sc.Formazione**




Maschi Femmine

**Agraria**




Maschi Femmine

**Economia**



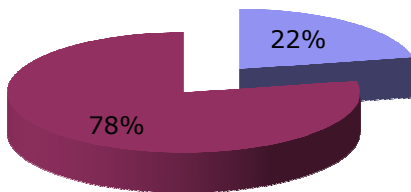
Maschi Femmine

**Giurisprudenza**




Maschi Femmine

**Lettere**



Maschi Femmine

**Medicina**



Maschi Femmine